

 **BOTTOM VALVE zBOT**








Body material	Strainer material	Nominal pressure	Nominal diameter	Max. temperature
A Grey cast iron	Stainless steel	B 10 bar	DN 50-300	80°C*/200°C**

* standard version
 ** screen only

FEATURES

- compact settlement
- operation in any position
- environment-friendly
- no maintenance
- flanges according to*/compatible** with EN 1092-2
- Full, non-perforated bottom of the screen
- Epoxy paint, stainless steel screen
- Possibility to order the screen itself (without check valve)

APPLICATION

media				
	INDUSTRIAL WATER	NEUTRAL FLUIDS	GLYCOL	DRINKING WATER
industries				
	INDUSTRY			

Subject to design changes

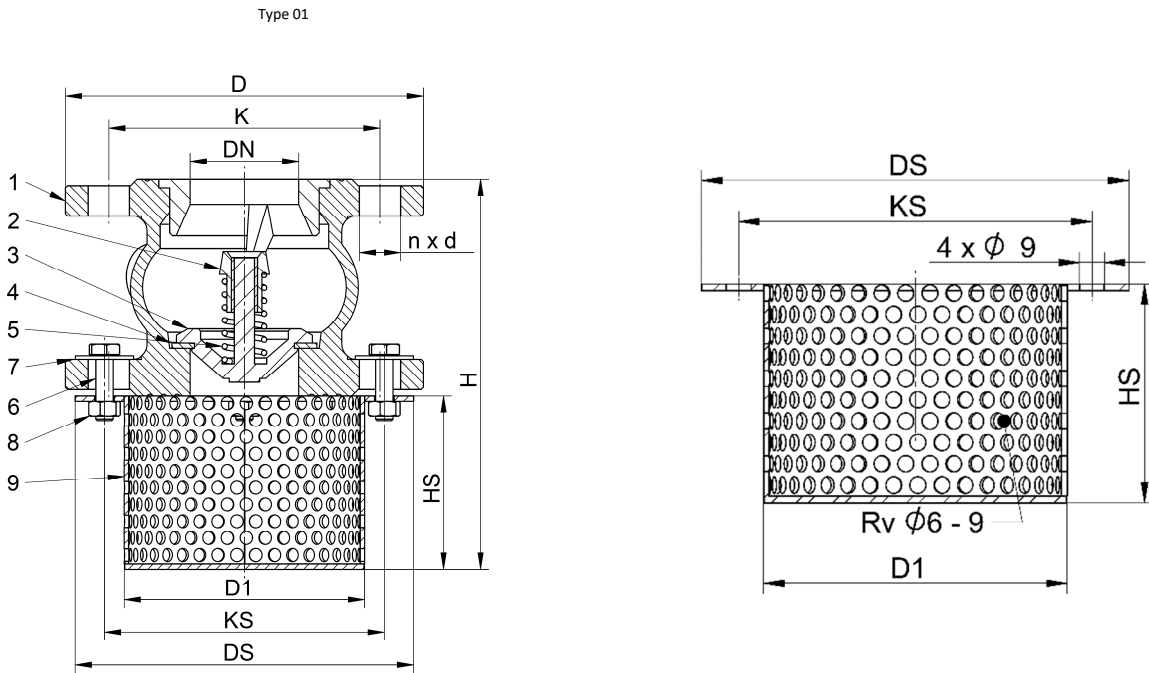
Edition 02/2024

ZETKAMA Sp. z o.o.
 Ul. 3 Maja 12
 PL 57-410 Ścinawka Średnia

Tel. +48 74 8652 187
 Tel. +48 74 8652 111
 Fax +48 74 8652 199

E-mail spkraj@zetskama.com.pl
www.zetskama.pl

MATERIALS, DIMENSIONS



	Body material	A
	Type	01
1	Body	EN-GJL-250 5.1301 (ex. JL1040)
2	Guide	EN-GJL-250 5.1306 (ex. JL1030)
3	Closing assembly	EN-GJL-250 5.1306 (ex. JL1030)
4	Gasket	EPDM
5	Spring	AISI 302
6	Hexagon bolt	A2
7	Enlarged washer	A2
8	Hexagon nut	A2
9	Screen	AISI 302
Max. temperature		80°C* / 200°C**

DN	50	65	80	100	125	150	200	250	300
DS (mm)	156	176	192	212	242	275	332	385	445
HS (mm)	80	100	120	150	175	200	250	300	350
D1 (mm)	111	131	148	168	198	222	278	329	384
H (mm)	180	220	260	320	375	430	550	670	760
KS (mm)	129	149	164	184	214	244	304	356	413
K _{vs} (m ³ /h)	99	145	258	360	516	620	985	1620	2365
Weight (kg) for type 01	5,7	8,8	10,3	14,0	22,0	31,5	50,0	78,0	107,0
Weight (kg) of the screen	0,6	0,7	0,8	1,2	1,5	1,8	2,8	4,3	5,4

Subject to design changes

Edition 02/2024

ZETKAMA Sp. z o.o.
Ul. 3 Maja 12
PL 57-410 Ścinawka Średnia

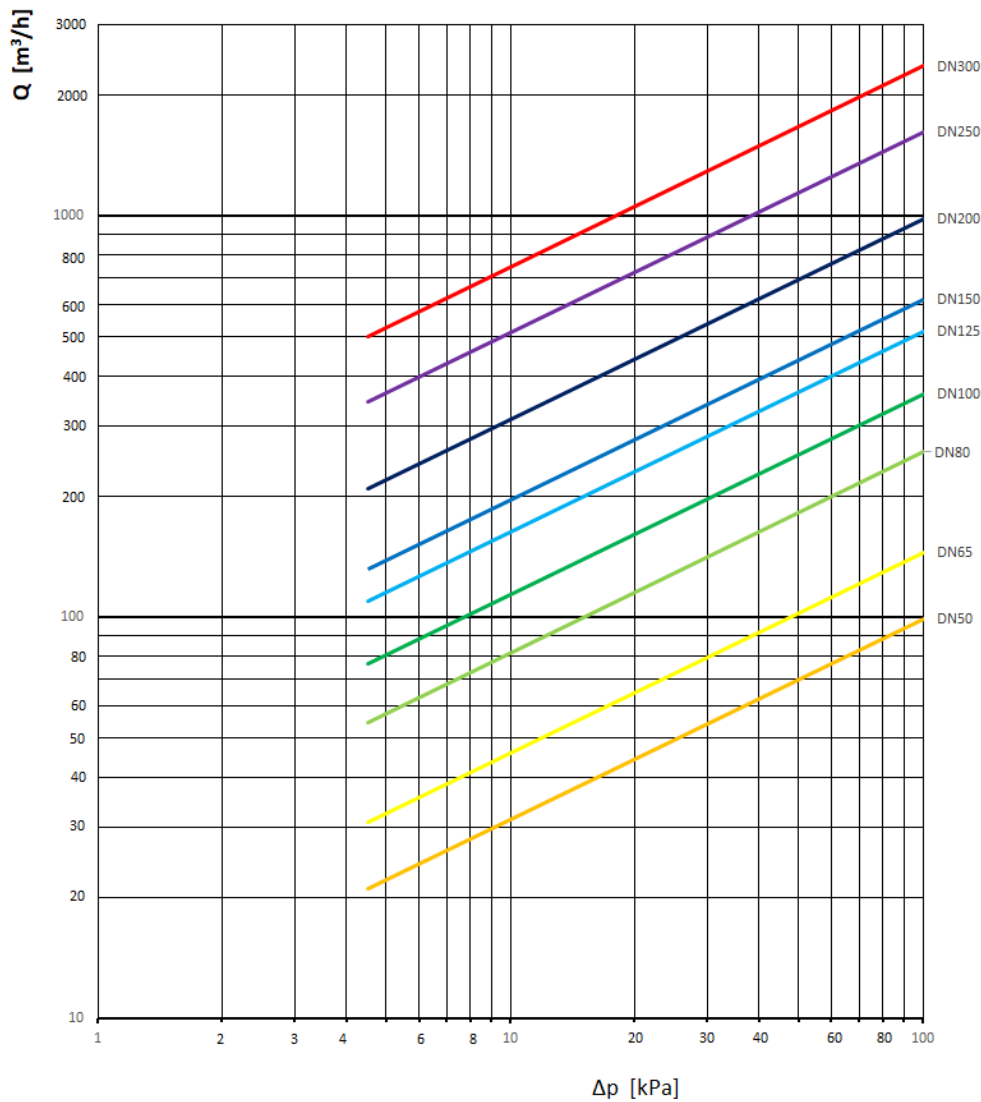
Tel. +48 74 8652 187
Tel. +48 74 8652 111
Fax +48 74 8652 199

E-mail spkraj@zetskama.com.pl
www.zetskama.pl

PRESSURE-TEMPERATURE RATINGS

Acc. to EN 1092-2	PN		-10°C ÷ 80°C
EN-GJL-250	10	bar	10

HYDRAULIC CHARACTERISTICS



Subject to design changes

Edition 02/2024

ZETKAMA Sp. z o.o.
 Ul. 3 Maja 12
 PL 57-410 Ścinawka Średnia

Tel. +48 74 8652 187
 Tel. +48 74 8652 111
 Fax +48 74 8652 199

E-mail spkraj@zetskama.com.pl
www.zetskama.pl

FLANGE DIMENSIONS ACC. TO PN-EN 1092-2

DN		40	50	65	80	100	125	150	200	250	300
PN10	D (mm)	150	165	185	200	220	250	285	340	395	445
	K (mm)	110	125	145	160	180	210	240	295	350	400
	n x d (mm)	4x19	4x19	4x19	8x19	8x19	8x19	8x23	8x23	12x23	12x23

Subject to design changes

Edition 02/2024

ZETKAMA Sp. z o.o.
Ul. 3 Maja 12
PL 57-410 Ścinawka Średnia

Tel. +48 74 8652 187
Tel. +48 74 8652 111
Fax +48 74 8652 199

E-mail spkraj@zetkama.com.pl
www.zetkama.pl

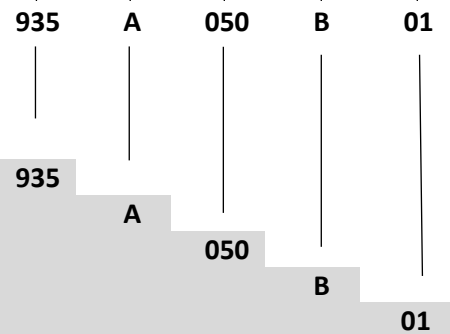
TYPES

Figure	Body/screen material	Nominal diameter	Nominal pressure	Type
935	A Grey cast iron EN-GJL-250	50-300 mm	B 10 bar	01 basket - stainless steel; with non-return disc; sealing EPDM/ cast iron; with return spring, epoxy painted

ORDERING

Figure	Body/screen material	Nominal diameter	Nominal pressure	Type
935	A Grey cast iron EN-GJL-250	40-300 mm	B 10 bar	01 basket - stainless steel; with non-return disc; sealing EPDM/ cast iron; with return spring, epoxy painted

Order example acc. to the index



Bottom valve, flanged connection, straight shape
 Grey cast iron EN-GJL-250
 Nominal diameter 50 (mm)
 Nominal pressure PN 10
 Basket - stainless steel; with non-return disc; sealing EPDM/ cast iron; with return spring, epoxy painted