

GATE VALVE zGAT



Body material	Nominal pressure	Nominal diameter	Max. temperature
D Nodular cast iron	C 16 bar	DN 40-300	150°C
F Cast steel	C 16 bar	DN 50-300	400°C
	D 25 bar		
	E 40 bar		

*for material F, it is allowed for a short time up to 450°C



correspond to the pressure equipment directive 2014/68/UE marking CE for DN≥32

FEATURES

- high tightness (leak proofness class - A acc. to EN - 12266 - 1)
- compact settlement
- tests acc. to EN - 12266 - 1
- face to face dimensions: series 14 acc EN 558, F4 acc. to DIN 3202 (material D, PN 16)
- face to face dimensions: series 15 acc EN 558, F5 acc. to DIN 3202 (material F, PN 16 and PN 25)
- face to face dimensions: series 26 acc EN 558, F7 acc. to DIN 3202 (material F, PN 40)
- flanges drilled according to EN-1092-2 for body material D
- flanges drilled according to EN-1092-1 for body material F
- epoxy coating RAL 5002 for material D

APPLICATION

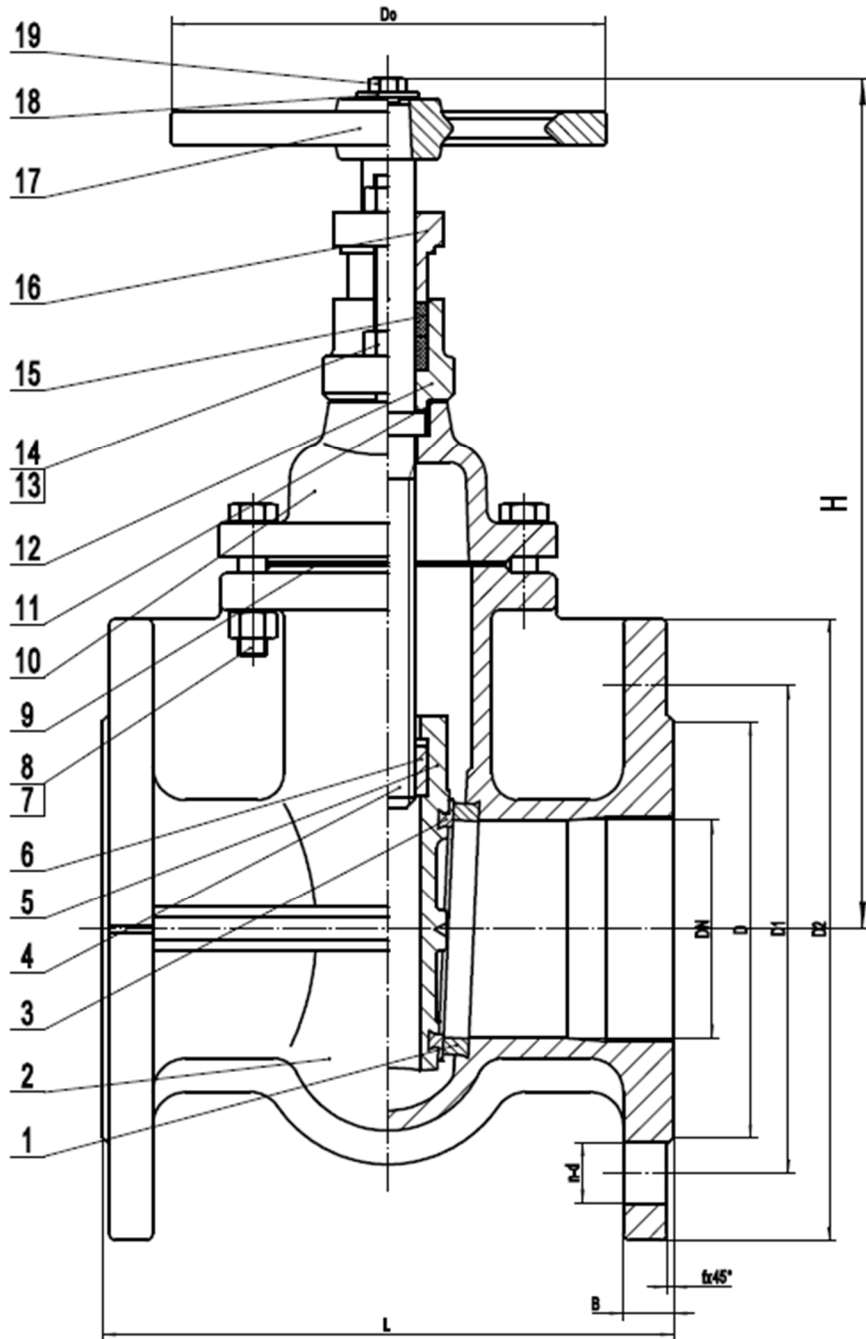
*not all of the applications are suitable for all of the executions
 On the website www.zetkama.com.pl is a Chemical Resistance List, which specifies the parameters of work for a given medium

industries								
	INDUSTRY	SHIPBUILDING INDUSTRY	HEATING	REFRIGERATION AND AIR CONDITIONING				
	media							
		INDUSTRIAL WATER	NEUTRAL FLUIDS	DRINKING WATER	GLYCOL	STEAM	DIATHERMIC OIL	COMPRESSED AIR

Data given can be changed without notice.

Edition 01/2023

Fig. 110 D



Data given can be changed without notice.

Edition 01/2023

ZETKAMA Sp. z o.o.
 Ul. 3 Maja 12
 PL 57-410 Ścinawka Średnia

Tel. +48 74 8652 193
 Tel. +48 74 8652 111
 Fax +48 74 8652 199

E-mail export@zetkama.com.pl
www.zetkama.com

FIG.110

	Body material	D	
	Type	02	01
1	Body seat ring	CuZn39Pb2	X20Cr13 (1.4021)
2	Body	EN-GJS-500-7 (5.3200)	
3	Wedge seat ring	CuZn39Pb2	X20Cr13 (1.4021)
4	Stem	X20Cr13 (1.4021)	
5	Wedge	EN-GJS-500-7 (5.3200)	
6	Stem nut	CuZn39Pb2	
7	Bolt	5.6	
8	Nut	5,6	
9	Gasket	Graphite	
10	Bonnet	GGG50 (EN-GJS-500-7 -5.3200)	
11	Stuffing box gasket	EPDM+ graphite	
12	Stuffing box	EN-GJS-500-7 (5.3200)	
13	Bolt	5,6	
14	Nut	5,6	
15	Packing	Graphite	
16	Gland follower	EN-GJS-500-7 (5.3200)	
17	Handwheel	EN-GJL 250 (5.1301)	
18	Washer	5,6	
19	Bolt	5,6	
	Max. temperatur	120°C	150°C

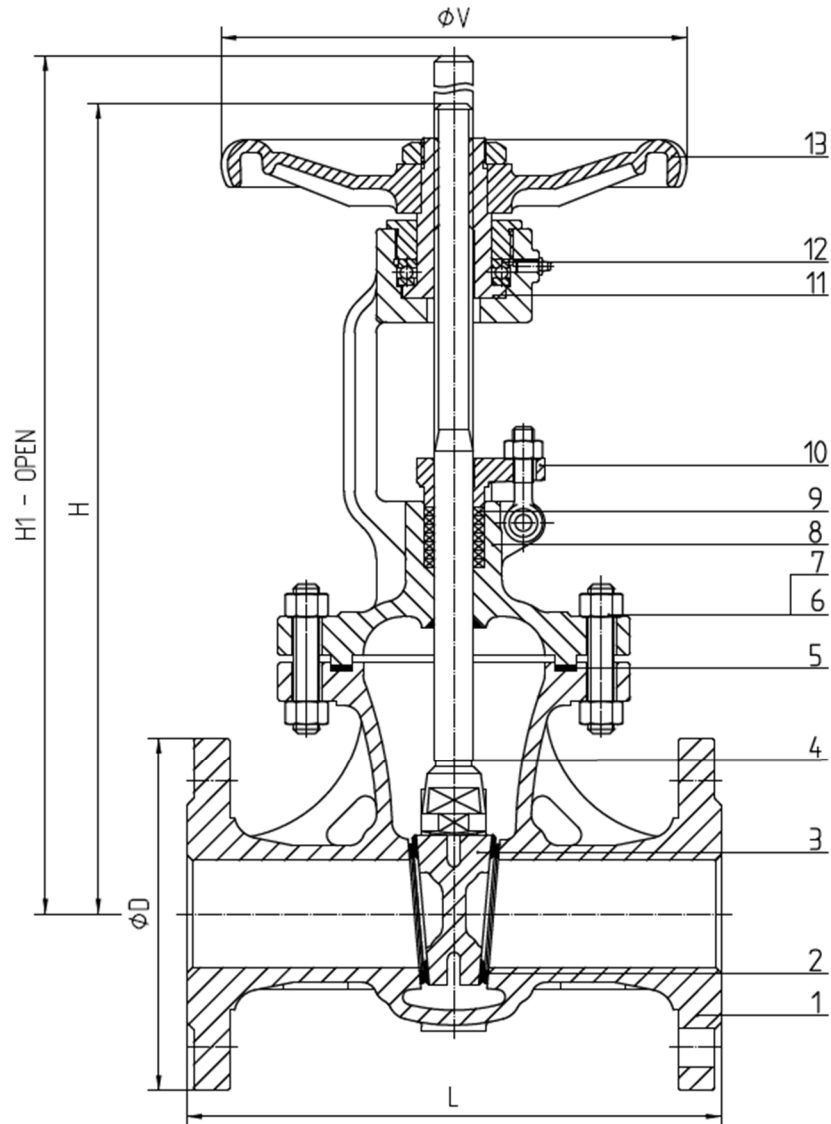
	40	50	65	80	100	125	150	200	250	300
L	140	150	170	180	190	200	210	230	250	270
Do	160	160	160	160	200	200	250	250	320	320
H	245	255	277	304	332	388	455	538	629	730
Kg	9,0	11,6	13,6	18,5	25,0	34,5	47,5	73,4	101,0	147,2

Data given can be changed without notice.

Edition 01/2023

MATERIALS, DIMENSIONS

Fig. 110 F



Data given can be changed without notice.

Edition 01/2023

ZETKAMA Sp. z o.o.
 Ul. 3 Maja 12
 PL 57-410 Ścinawka Średnia

Tel. +48 74 8652 193
 Tel. +48 74 8652 111
 Fax +48 74 8652 199

E-mail export@zetskama.com.pl
www.zetskama.com

FIG.110

	Body material	F	
	Type	01	03
1	Kadłub	GP240GH (1.0619)	
2	Body seat ring	Stellite 6	
3	Wedge + wedge seat ring	GP240GH (1.0619) + X20Cr13 (1.4021)	
4	Stem	X20Cr13 (1.4021)	
5	Gasket	Steel + Graphite	
6	Nut	ASTM A194 2H	
7	Bolt	ASTM A193 B7	
8	Bonnet	GP240GH (1.0619)	
9	Gasket	Graphite	
10	Gland follower	GP240GH (1.0619)	
11	Stem nut	Brass	
12	Bearing	Steel	---
13	Handwheel	EN-GJS 400-18 (5.3105)	---
Max. temperatur		400°C	

DN		50	65	80	100	125	150	200	250	300
PN16 – series 15	L	250	270	280	300	325	350	400	450	500
	H	400	420	500	520	610	620	780	1050	1200
	H ₁ -open	470	495	580	620	720	760	980	1300	1540
	V	200	200	225	250	280	300	400	500	500
PN25 – series 15	L	250	270	280	300	325	350	400	450	500
	H	400	430	500	520	610	700	900	1050	1200
	H ₁ -open	470	495	580	620	720	840	1100	1300	1540
	V	200	200	225	250	280	300	400	500	500
PN40 – series 26	L	250	290	310	350	400	450	550	650	750
	H	400	430	500	520	610	700	900	1050	1200
	H ₁ -open	470	495	580	620	720	840	1100	1300	1540
	V	200	200	225	250	300	400	500	500	600

Data given can be changed without notice.

Edition 01/2023

PRESSURE-TEMPERATURE RATINGS

Material	PN		Temperature [° C]								
			-60°C ÷ <-10°C	-10°C ÷ 120°C	150°C	200°C	250°C	300°C	350°C	400°C	450°C
Acc EN 1092-2			-60°C ÷ <-10°C	-10°C ÷ 120°C	150°C	200°C	250°C	300°C	350°C	400°C	450°C
EN-GJS-500-7	16	bar	-----	16	15,2	---	---	---	---	---	---
Acc EN 1092-1			-10°÷<50°C	50°C÷100°C	150°C	200°C	250°C	300°C	350°C	400°C	450°C
GP240GH	16	bar	16	14,8	14	13,3	12,1	11	10,2	9,5	5,2
	25	bar	25	23,2	22	20,8	19	17,2	16	14,8	8,2
	40	bar	40	37,1	35,2	33,3	30,4	27,6	25,7	23,8	13,1

FLANGE DIMENSIONS ACC. PN-EN 1092-1 (F)

DN		40	50	65	80	100	125	150	200	250	300
PN16	D (mm)	150	165	185	200	220	250	285	340	405	460
	K (mm)	110	125	145	160	180	210	240	295	355	410
	n-d (mm)	4x18	4x18	8x18	8x18	8x18	8x18	8x22	8x22	12x22	12x26
PN25	D (mm)	150	165	185	200	235	270	300	360	425	485
	K (mm)	110	125	145	160	190	220	250	310	370	430
	n-d (mm)	4x18	4x18	8x18	8x18	8x22	8x26	8x26	12x26	12x30	16x30
PN40	D (mm)	150	165	185	200	235	270	300	375	450	515
	K (mm)	110	125	145	160	190	220	250	320	385	450
	n-d (mm)	4x18	4x18	8x18	8x18	8x22	8x26	8x26	12x30	12x33	16x33

FLANGE DIMENSIONS ACC. PN-EN 1092-2 (D)

DN		40	50	65	80	100	125	150	200	250	300
PN16	D (mm)	150	165	185	200	220	250	285	340	405	460
	K (mm)	110	125	145	160	180	210	240	295	355	410
	n-d (mm)	4x19	4x19	4x19	8x19	8x19	8x19	8x23	8x23	12x23	12x28

Data given can be changed without notice.

Edition 01/2023

TYPE

Figure	Body material	Nominal diameter	Nominal pressure	Type
110	D Nodular cast iron EN-GJS-500-7	40-300 mm	C 16 bar	02 inside threaded stem, wedge with brass ring , body seat ring - brass, with hand wheel,
		40-300 mm	C 16 bar	01 inside threaded stem, wedge with stainless steel ring , body seat ring - stainless steel ring, with hand wheel,,
	F cast steel GP240GH	50-300 mm	C 16 bar	01 outside threaded stem, wedge with stainless steel ring , body seat ring - stainless steel ring, with hand wheel,,
		50-300 mm	C 16 bar	03 outside threaded stem, wedge with stainless steel ring , body seat ring - stainless steel ring, under electric actuator
		50-300 mm	C 16 bar	04 outside threaded stem, wedge with stainless steel ring , body seat ring - stainless steel ring, gearbox
		50-300 mm	D 25 bar	01 outside threaded stem, wedge with stainless steel ring , body seat ring - stainless steel ring, with hand wheel,,
		50-300 mm	D 25 bar	03 outside threaded stem, wedge with stainless steel ring , body seat ring - stainless steel ring, under electric actuator
		50-300 mm	D 25 bar	04 outside threaded stem, wedge with stainless steel ring , body seat ring - stainless steel ring, gearbox
		50-300 mm	E 40 bar	01 outside threaded stem, wedge with stainless steel ring , body seat ring - stainless steel ring, with hand wheel,,
		50-300 mm	E 40 bar	03 outside threaded stem, wedge with stainless steel ring , body seat ring - stainless steel ring, under electric actuator
		50-300 mm	E 40 bar	04 outside threaded stem, wedge with stainless steel ring , body seat ring - stainless steel ring, gearbox

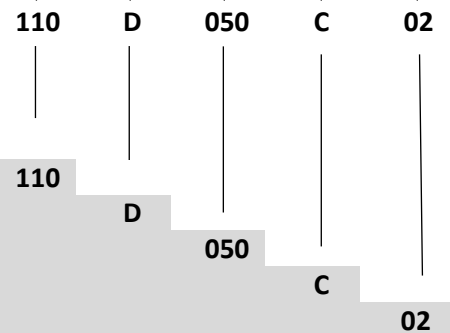
Data given can be changed without notice.

Edition 01/2023

ORDERING

Figure	Body material	Nominal diameter	Nominal pressure	Type
110	D Nodular cast iron EN-GJS-500-7	40-300 mm	C 16 bar	02 inside threaded stem, wedge with brass ring , body seat ring - brass, with hand wheel,

Order example acc. index



Gate valves, ends flange, form straight
 Nodular cast iron EN-GJS-500-7
 Nominal diameter (mm)
 Nominal pressure PN 16
 Inside threaded stem, wedge with brass ring , body seat ring - brass, with hand wheel,

Data given can be changed without notice.

Edition 01/2023