

FIG.221

 **BALANCING VALVE zSTA**

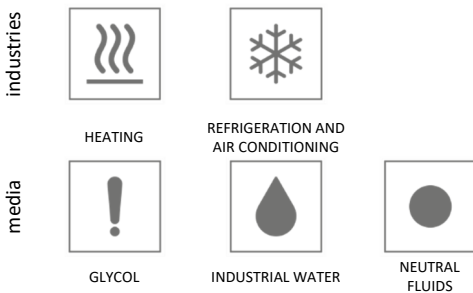


Body material	Nominal pressure	Nominal diameter	Max. temperature
H Brass	D 25 bar	DN 15-50	120°C

FEATURES

- high tightness (leakproofness class - A acc. to EN – 12266-1)
- high reliability measurement of differential pressure at calibrated Venturi orifice Kvs
- ergonomic handwheel with exact setting scale
- environment-friendly
- setting lock possibility
- face to face dimension (M4 series acc. to DIN 3202)

APPLICATION

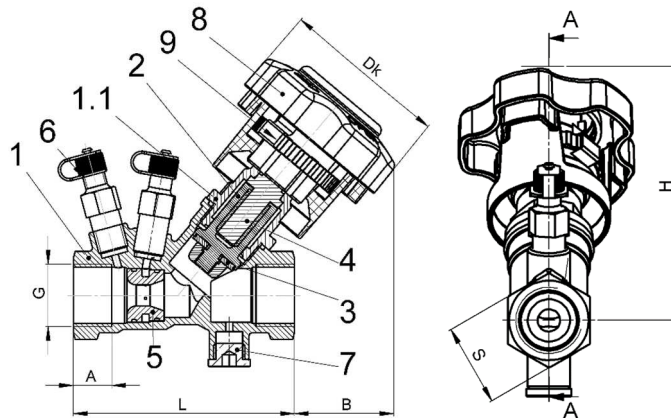


Data given can be changed without notice.

Edition 01/2018

FIG.221

MATERIALS, DIMENSIONS



Body material		H
Type	50, 51, 52, 53, 54	
1	Body	CuZn36Pb2As
1.1	Bonnet	CuZn36Pb2As
2	Disc	PPS
3	Disc gasket	EPDM
4	Stem	CuZn36Pb2As
5	Venturi nozzles	PPS
6	Pressure tap	CuZn36Pb2As + EPDM
7	Plug with gasket	Brass + EPDM from DN15
8	Handwheel	Polyamide
9	Opening limiter	Polyamide
Max. temperatura		120°C

DN	15ULF	15LF	15	20	25	32	40	50	50 HF
Body material	H								
L (mm)	85			95	105	120	130	150	
Dk (mm)	72								
H (mm)	104			104	106	129	131	136	
S (mm)	27			33	41	49	56	68	
G	G 1/2			G 3/4	G 1	G 1 1/4	G 1 1/2	G 2	
B (mm)	55			45	40	46	42	33,5	
A (mm)	15			16,5	19,5	21,4	21,4	25,7	
K_{sig} (m³/h)	0,25	0,63	1,60	3,20	5,75	12,15	18,85	31,75	38,10
Weight (kg)	0,64			0,70	0,90	1,70	1,90	2,40	

Data given can be changed without notice.

Edition 01/2018

ZETKAMA Sp. z o.o.
Ul. 3 Maja 12
PL 57-410 Ścinawka Średnia

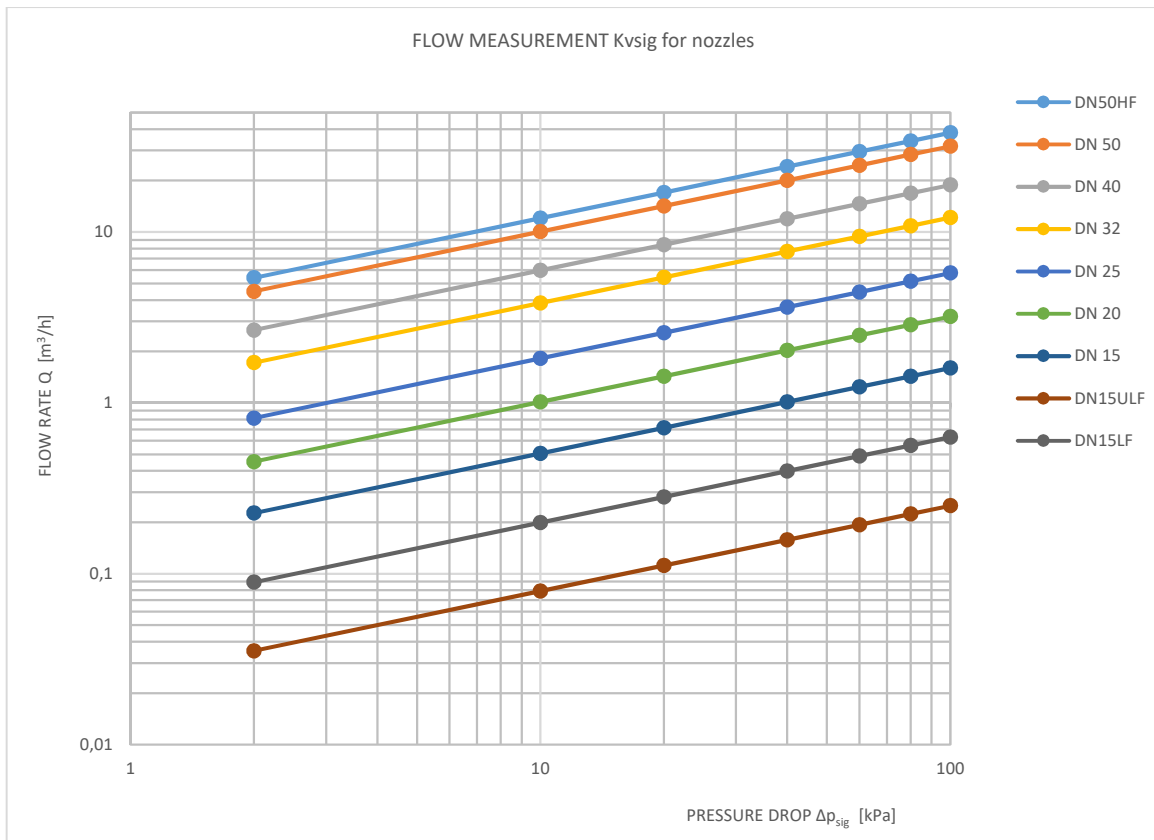
Tel. +48 74 8652 193
Tel. +48 74 8652 111
Fax +48 74 8652 199

E-mail export@zetskama.com.pl
www.zetskama.com

FIG.221

FLOW MEASUREMENT

DN	15	15ULF	15LF	20	25	32	40	50	50 HF
Type	54	50	51	54				52;54	53
Body material	H								
Handwheel turns	Valve flow Kv coefficient [m ³ /h]								
1,0	0,26	0,088	0,100	0,59	0,70	1,76	2,67	-	-
1,5	0,45	0,100	0,111	0,88	1,10	2,49	3,73	5,00	7,48
2,0	0,75	0,110	0,128	1,34	1,78	3,69	5,23	6,69	10,16
2,5	1,07	0,185	0,195	2,05	2,82	5,75	7,72	9,47	13,20
3,0	1,41	0,255	0,303	2,65	3,76	7,56	10,05	12,47	20,18
3,5	1,57	0,314	0,423	2,95	4,59	8,94	12,25	15,90	23,11
4,0	1,63	0,369	0,623	3,10	5,15	9,94	14,16	19,04	25,72
4,5	1,66	0,388	0,916	3,20	5,57	10,65	16,04	21,91	28,10
5,0	1,67	0,391	0,980	3,25	5,83	11,13	17,25	24,43	30,15
5,5	-	-	-	-	-	-	-	-	30, 85
5,9	-	-	-	-	-	-	-	-	32,00

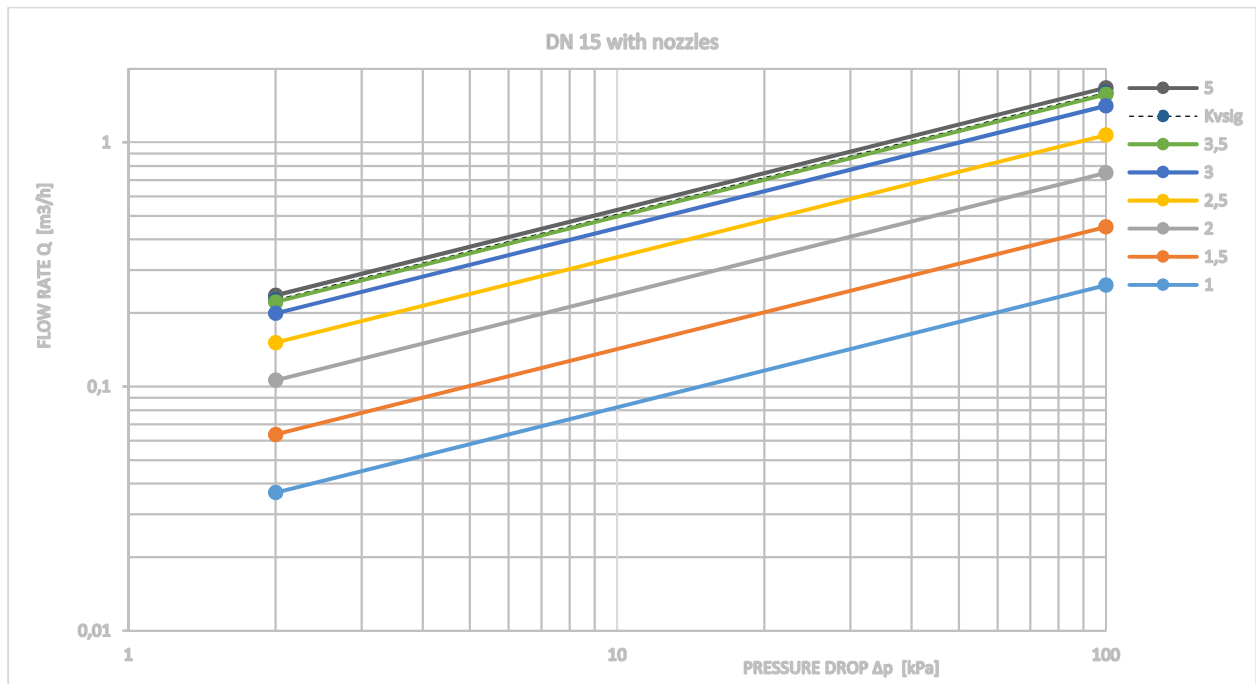


Data given can be changed without notice.

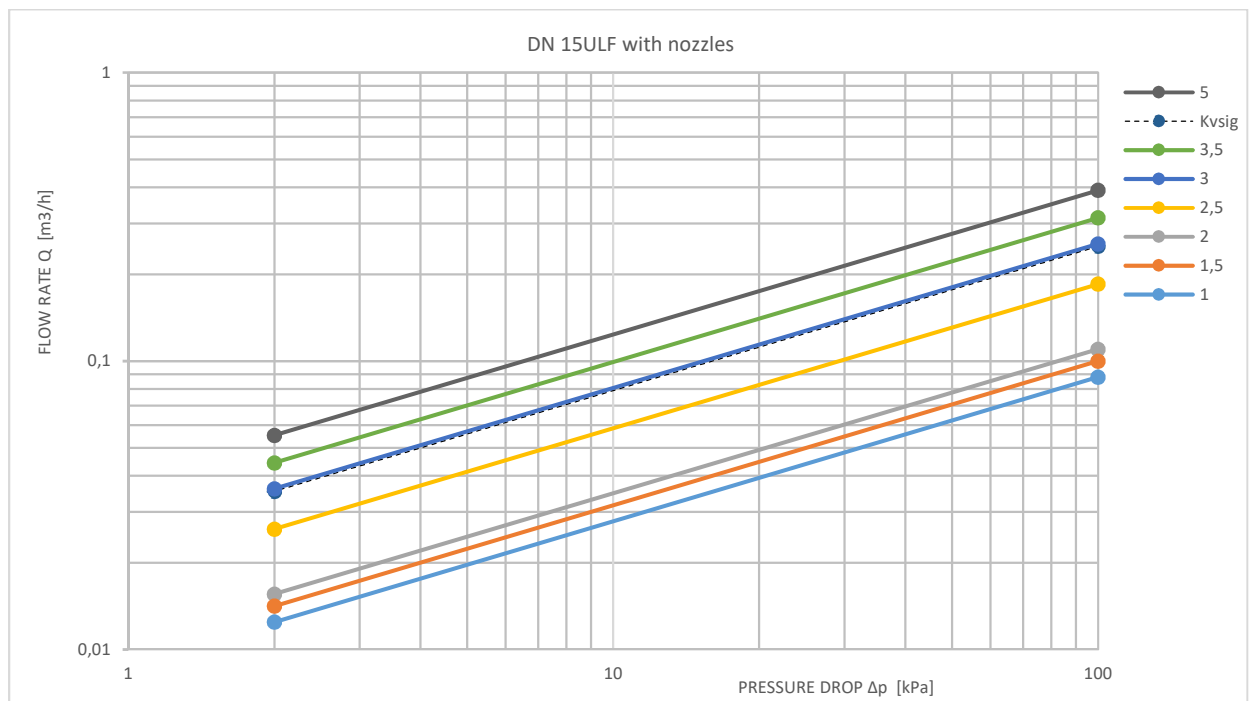
Edition 01/2018

FIG.221

HYDRAULIC CHARACTERISTIC DN 15 (CuZn36Pb2As)



HYDRAULIC CHARACTERISTIC DN 15ULF (CuZn36Pb2As)

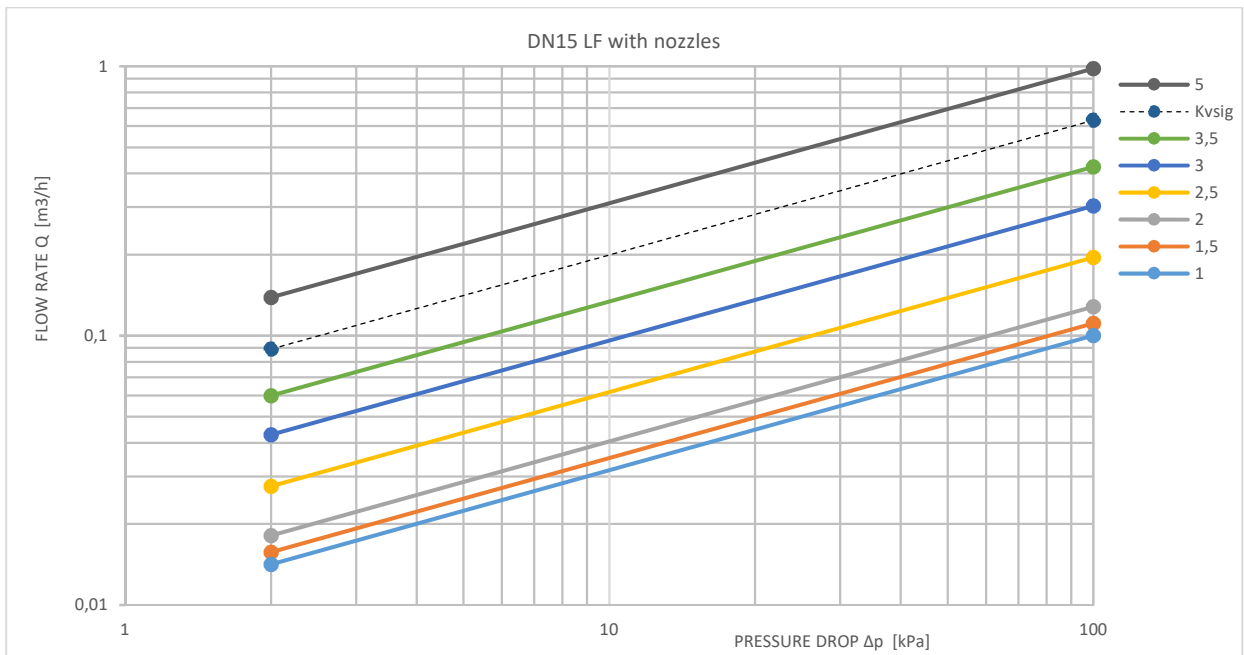


Data given can be changed without notice.

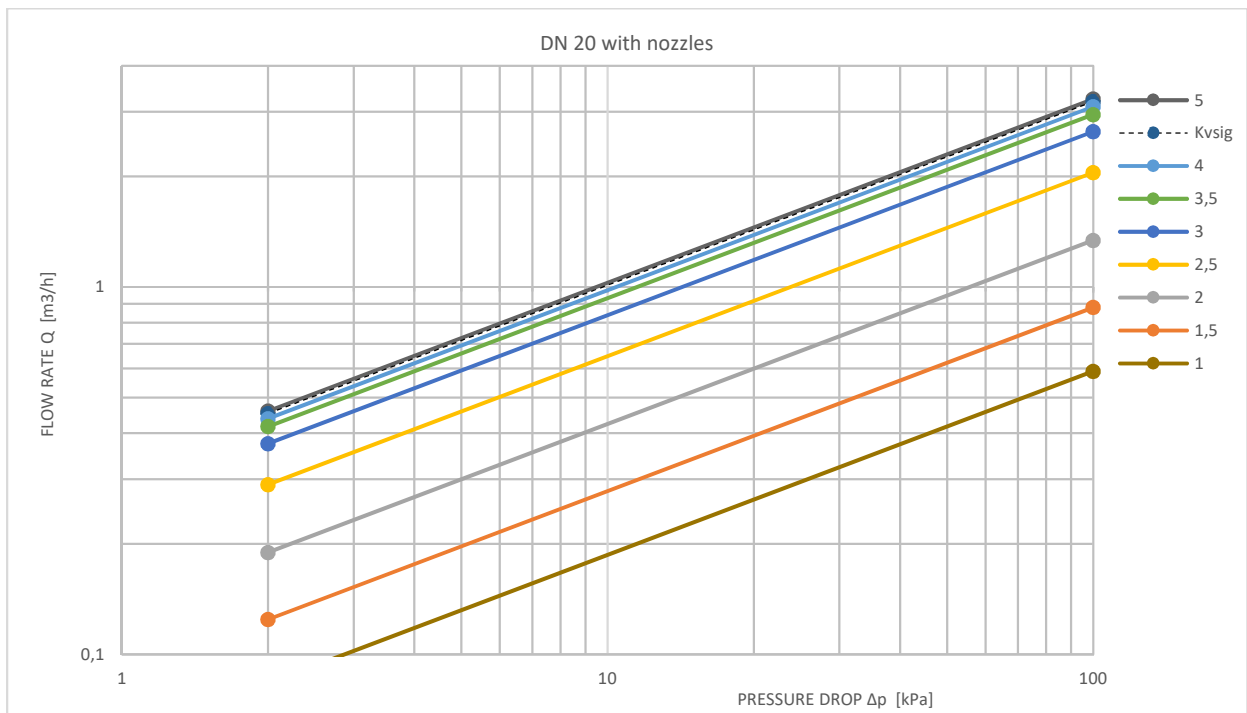
Edition 01/2018

FIG.221

HYDRAULIC CHARACTERISTIC DN 15LF (CuZn36Pb2As)



HYDRAULIC CHARACTERISTIC DN 20 (CuZn36Pb2As)

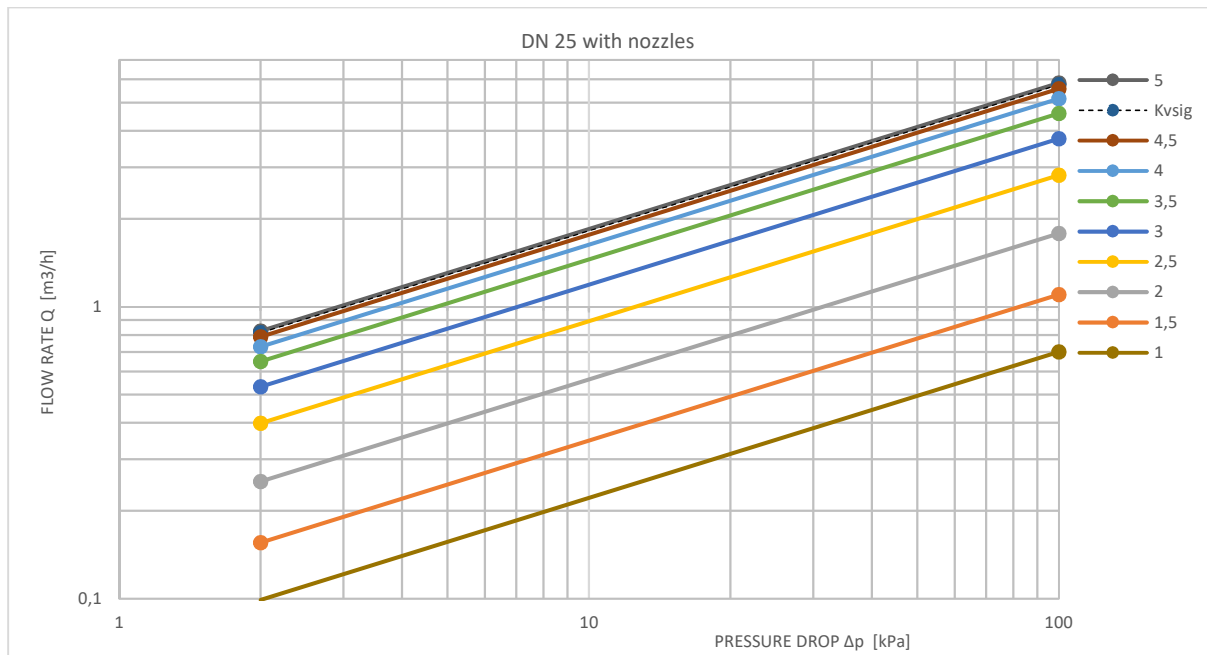


Data given can be changed without notice.

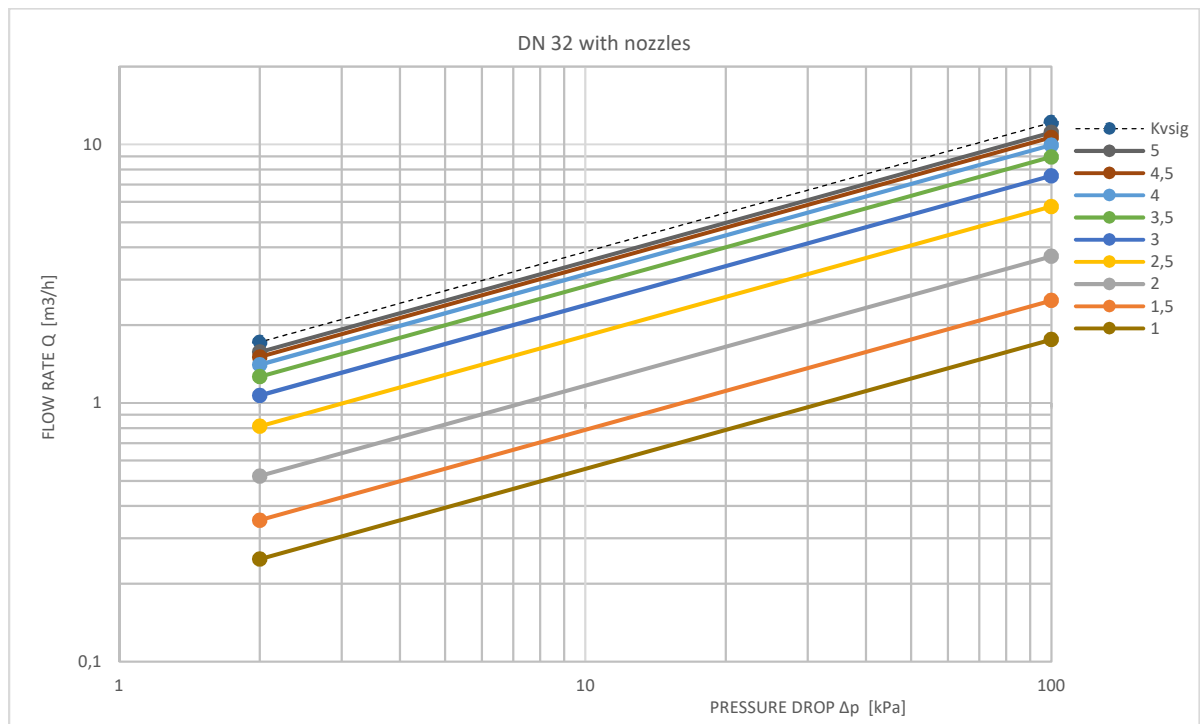
Edition 01/2018

FIG.221

HYDRAULIC CHARACTERISTIC DN 25 (CuZn36Pb2As)



HYDRAULIC CHARACTERISTIC DN 32 (CuZn36Pb2As)

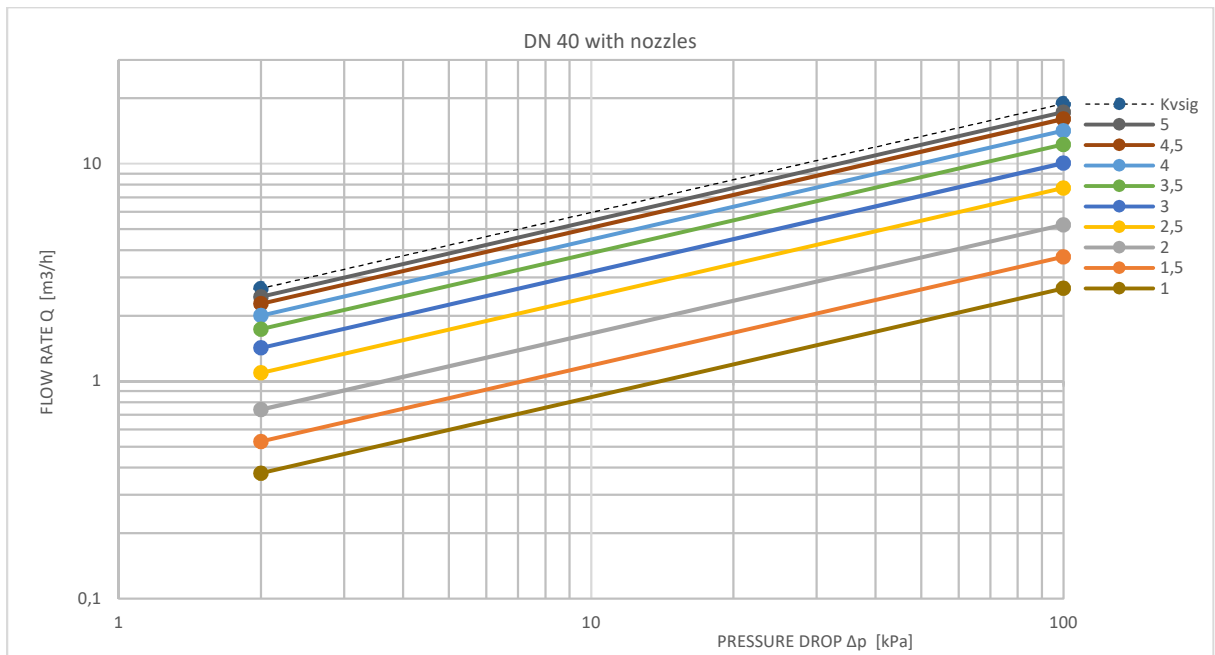


Data given can be changed without notice.

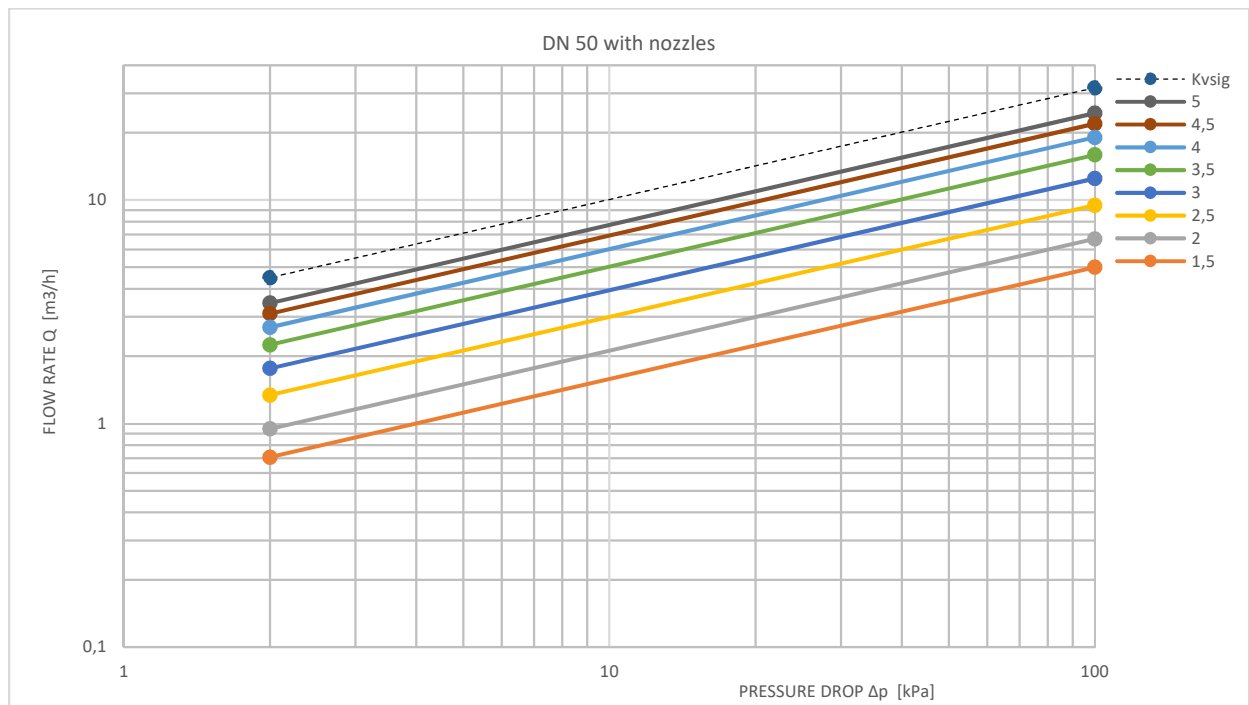
Edition 01/2018

FIG.221

HYDRAULIC CHARACTERISTIC DN 40 (CuZn36Pb2As)



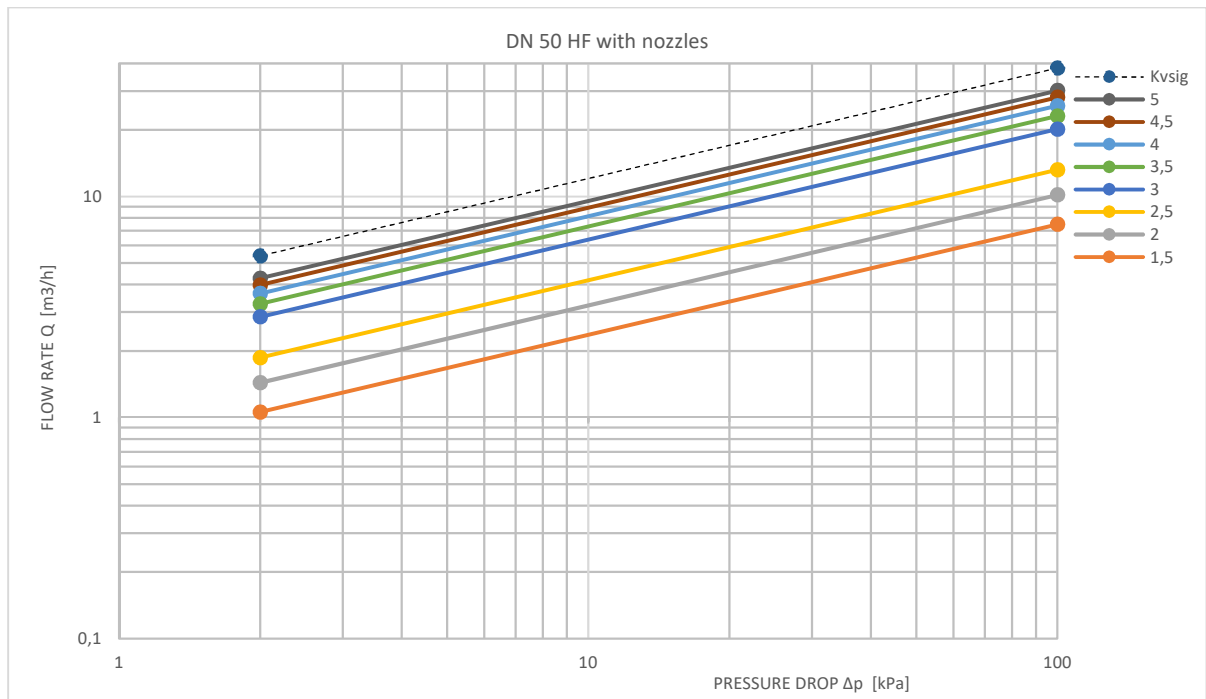
HYDRAULIC CHARACTERISTIC DN 50 (CuZn36Pb2As)



Data given can be changed without notice.

Edition 01/2018

HYDRAULIC CHARACTERISTIC DN 50 HF (CuZn36Pb2As)



PRESSURE-TEMPERATURE RATINGS

Series M4 Acc. DIN 3202-4	PN		-10÷100°C	110°C	120°C
	CuZn36Pb2As	25	bar	25	

Data given can be changed without notice.

Edition 01/2018

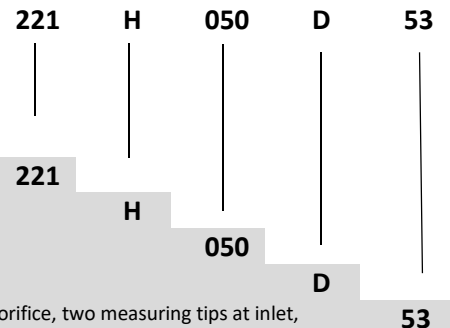
TYPE

Figure	Body material	Nominal diameter	Nominal pressure	Type
221	H Brass CuZn36Pb2As	15 mm	D 25 bar	50 non-rising stem - brass, adjustment disc of composite material finished with EPDM, ultra low flow measuring orifice, two measuring tips at inlet, plug at outlet, knob with opening limiter
		15 mm	D 25 bar	51 non-rising stem - brass, adjustment disc of composite material finished with EPDM, low flow measuring orifice, two measuring tips at inlet, plug at outlet, knob with opening limiter
		15-50 mm	D 25 bar	52 non-rising stem - brass, adjustment disc of composite material finished with EPDM, standard measuring orifice, two measuring tips at inlet, drain tap at outlet, knob with opening limiter
		50 mm	D 25 bar	53 non-rising stem - brass, adjustment disc of composite material finished with EPDM, high flow measuring orifice, two measuring tips at inlet, plug at outlet, knob with opening limiter
		15-50 mm	D 25 bar	54 non-rising stem - brass, adjustment disc of composite material finished with EPDM, standard measuring orifice, two measuring tips at inlet, plug at outlet, knob with opening limiter

ORDERING

Figure	Body material	Nominal diameter	Nominal pressure	Type
221	H Brass CuZn36Pb2As	50 mm	D 25 bar	53 non-rising stem - brass, adjustment disc of composite material finished with EPDM, high flow measuring orifice, two measuring tips at inlet, plug at outlet, knob with opening limiter

Order example acc. index



Balancing valves , ends threaded, form Y-type

Brass CuZn36Pb2As

Nominal diameter (mm)

Nominal pressure PN 25

Non-rising stem - brass, adjustment disc of composite material finished with EPDM, high flow measuring orifice, two measuring tips at inlet, plug at outlet, knob with opening limiter

Data given can be changed without notice.

Edition 01/2018